




SPECTIS™
MOULDERS INC.
Custom Polyurethane Products

MISCELLANEOUS





MISCELLANEOUS

NOTICE :

SPECTIS ADHESIVE MUST BE USED ON ALL BEDDING/BUTT JOINTS.

SPECTIS RESERVES THE RIGHT TO HOLLOW OUT THE BACK OF ANY PRODUCT WITHOUT NOTICE. SOME PRODUCTS MAY BE MADE AS ASSEMBLIES.



ACORN 29

- 25" Height
- 29" Diameter



DOMES

DM1000

- 7 13/16" Projection
- 40 1/8" Diameter



BAM 972

- PANEL
- 1 1/2" Projection
- 9" w. x 72" h.

• ROUND

BAM 153

- 1 1/2" w. x 3'0" h.

BAM 203

- 2" w. x 3'0" h.

BAM 205

- 2" w. x 5'0" h.

BAM 255

- 2 1/2" w. x 5'0" h.



AC 1416

- 12 3/8" Height
- 15 3/4" Width

BF 200

- 1 1/4" Projection
- 44 3/4" Height
- 4" Width
- BRICK TEXTURE



BAMBOO

Bamboo shipped unpainted

BAM 3636

- PANEL
- 1 9/16" Projection
- 36" w. x 36" h.



BA 12GB

- 11 7/8" Diameter

LARGE GOLF BALL



SPM 5119

- 3" Projection
- 19 1/2" Height
- 55 1/2" Width

1 • 8 0 0 • 6 8 5 • 9 9 8 1





FESTOONS & TASSELS



FT 3400

- 1" Projection
- 6 15/16" Height
- 26" Width

FT 3402

- 1 1/8" Projection
- 7 3/4" Height
- 30 1/2" Width



FT 3403

- 1 1/4" Projection
- 9 1/4" Height
- 28 5/8" Width



FT 3404

- 1 3/4" Projection
- 9 1/4" Height
- 27 1/4" Width



FT 3409

- 1 7/16" Projection
- 8 11/16" Height
- 24 1/16" Width



FT 3406

- 1 7/16" Projection
- 10 9/16" Height
- 42 1/16" Width

FT 3414

- 3" Projection
- 38" Height
- 108" Width



FT 3401

- 1" Projection
- 4 15/16" Width
- 9 3/4" Height



FT 3412

- 4" Projection
- 48" Height
- 12" Width



FT 3413

- 4" Projection
- 72" Height
- 12" Width



FT 3407

- 2" Projection
- 22 1/2" Height
- 7" Width



FT 3405

- 1 1/2" Projection
- 11 1/4" Height
- 4 7/16" Width



FT 3410

- 2" Projection
- 18 1/2" Height
- 4" Width



FT 3411

- 2" Projection
- 18 1/2" Height
- 4" Width



FT 3408

- 2" Projection
- 22 1/2" Height
- 7" Width





MISCELLANEOUS

NOTICE :

SPECTIS ADHESIVE MUST BE USED ON ALL BEDDING/BUTT JOINTS.



Photo above illustrates the use of the following Spectis products: fluted box columns, balusters BAL 2047, rails RAL 2106T & RAL 2103B and finial FIN 48.



FIN 24

- 2 3/8" Base Diam.
- 24 1/2" Height



FIN 34

- 2 7/8" Base Diam.
- 34" Height



FIN 7

- 3" Width
- 7 1/8" Height
- 2 1/4" Base Diam.
- PVC Pipe



FIN 8

- 3 3/4" Width
- 8" Height
- 3" Base Diam.
- PVC Pipe



FIN 21

- 3 1/2" Base Diam.
- 6 1/2" Overall Width
- 21 1/4" Height
- PVC Pipe



FIN 48

- 6" Square Base
- 12/12 Pitch
- 1/2" Threaded Rod
- 50 1/2" Height



FIN 102

- 6" Base Diam.
- 8 7/16" Overall Width
- 32 1/4" Height
- PVC Pipe



FIN 60

- 9" Base Diam.
- 60" Height
- 1/2" Threaded Rod



FIN 106

- 3 1/2" Square Base
- 43" Height



FIN 110

- 4 3/4" Square Base
- 79" Height



FIN 119

- 3/4" Base Diam.
- 17 3/4" Height



FIN 120

- 8" Base Diam.
- 8" Height
- 24" Round

FIN 105

- 6 3/4" Base Diam.
- 7 1/2" Overall Width
- 45" Height
- 1/2" Threaded Pipe

FINIALS

1 • 8 0 0 • 6 8 5 • 9 9 8 1





FINIALS



FIN 13

- 6" Base Diam.
- 13 5/8" Height
- PVC Pipe



FIN 23

- 6" Square Base
- 22 5/8" Height
- PVC Pipe



FIN 32

- 8" Square Base
- 32" Height
- PVC Pipe



FIN 103

- 2 3/16" Base Diam.
- 7 1/4" Height
- PVC Pipe



FIN 104

- 3 7/8" Square Base
- 9" Height
- PVC Pipe



FIN 107

- 7 1/4" Base Diam.
- 13" Height



FIN 108

- 1 3/4" Base Diam.
- 5 1/2" Height



FIN 109

- 2 1/2" Base Diam.
- 5 1/4" Height
- Round



FIN 111

- 4" Square Base
- 8 1/4" Height
- PVC Pipe



FIN 112

- 12" Base Diam.
- 30 1/2" Height
- PVC Pipe



FIN 113

- 8 1/2" Base Diam.
- 18 1/2" Height
- 1/2" Threaded Pipe



FIN 114

- 7 1/2" Base Diam.
- 25 1/2" Height



FIN 115

- 19 1/4" Base Diam.
- 48" Height



FIN 116

- 9 1/4" Base Diam.
- 41 1/4" Height
- 1/2" Threaded Pipe



FIN 117

- 15" Square Base
- 32 1/2" Height
- PVC Pipe



FIN 118

- 5" Square Base
- 10 3/8" Height
- PVC Pipe



FIN 3110

- 9 1/2" Base Diam.
- 31" Height
- PVC Pipe





MISCELLANEOUS

NOTICE :

SPECTIS ADHESIVE MUST BE USED ON ALL BEDDING/BUTT JOINTS.

STAIR BRACKETS



SB 3100L

- 12" Projection
- 7 1/2" Height
- 3/4" Width



SB 3100R


- 12" Projection
- 7 1/2" Height
- 3/4" Width



CUPOLA 2125

- 21" w. x 25 1/4" h.
- Available with painted copper roof
- Venting with screen
- Shipped Unassembled

QUOIN



- CAN BE MITERED

QN 102

- 1 1/2" Projection
- 84" w. x 13" h.

QN 103

- 1 1/2" Projection
- 16" w. x 16" h.

QN 104

- 1 1/2" Projection
- 38" w. x 18" h.

QN 105

- 1 1/2" Projection
- 34" w. x 16" h.

QN 106


- 1 1/2" Projection
- 32" w. x 10" h.

VG 101


- 7/16" Projection
- 6 1/4" Height
- 11 7/8" Width

VG 106

- 7/16" Projection
- 8" Height
- 12" Width



VG 104 • 7/16" Projection • 6 1/4" Height • 77" Width • 10 7/8" Repeat




VG 105

- 3/4" Projection
- 6" Height
- 10" Width

VG 103

- 3/4" Projection
- 14" Height
- 30" Width




VG 109

- 1 3/4" Projection
- 22 3/4" Height
- 30 3/4" Width

GRILLE COVERS

VG 102

- 5/16" Projection
- 10" Height
- 10" Width



VG 100

- 5/16" Projection
- 10" Height
- 20" Width

1 • 8 0 0 • 6 8 5 • 9 9 8 1






DECORATIVE ARABESQUE


- Can be ordered as a planon or for window glazing

ARB 3232

- 4 5/8" Projection
- 31 1/2" Height
- 31 1/2" Width



LIGHT BLOCKS



LB 68

- 1 3/4" Projection
- 6 1/2" Height
- 8" Width



LB 88

- 2" Projection
- 8" Height
- 8" Width



LB 1414

- 3 1/4" Projection
- 14" Height
- 14" Width



Photo above illustrates the use of the decorative arbesque ARB 3232 and ceiling rosette CR 7.



RW 24 LG
with 9 Lite Grille
• R.O. 24 1/2" d.




RW 24 DG
with Diamond Grille
• R.O. 24 1/2" d.

SPECIALTY WINDOWS

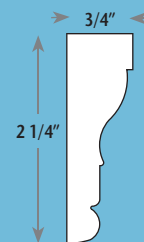


ARCH 2031 QG
with Queen Anne Grille
• R.O. 20" w. x 31 3/8" h.



OVAL 2032 SG
with Starburst Grille
• R.O. 20 1/2" w. x 32 1/2" h.
• Also Available Round Starburst Grille

- GLASS NOT INCLUDED
- 4 9/16" Jamb
- Sold with/without Grilles
- Inside Casing Included



OVAL 2032 DG
with Diamond Grille
• R.O. 20 1/2" w. x 32 1/2" h.





MISCELLANEOUS

NOTICE :

SPECTIS ADHESIVE MUST BE USED ON ALL BEDDING/BUTT JOINTS.



PN 3600

- 1" Projection
- 30 3/4" Height
- 30 3/4" Width



PQ 3500

- 2" Projection
- 14 1/2" Height
- 12" Width



PQ 3501

- 3 1/4" Projection
- 20 1/4" Height
- 20 1/4" Width



PQ 3504

- 1/2" Projection
- 5 1/2" Height
- 15 1/2" Width



PQ 3502

- 5 1/4" Projection
- 14" Height
- 16 1/2" Width

PQ 3503

- 5 1/4" Projection
- 17 7/8" Height
- 23" Width





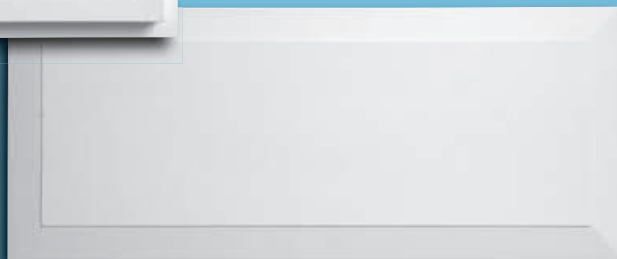
Photo above illustrates the use of the following Spectis products: railings RAL 2100T & B, balusters BAL 2034, newel posts NP 2201 and newel caps NC 2311.



RP 1612

- 3" Projection
- 12" Height
- 16" Width

RECESSED PANELS



RP 1536

- 9/16" Projection
- 15" Height
- 36" Width

CUSTOM SIZES AVAILABLE

1 • 8 0 0 • 6 8 5 • 9 9 8 1





- Decorative Only
- 2" Projection
- RP 3900**
- 28" Square
- RP 3907**
- 22" Square



- RP 3906**
- 1 1/2" Projection
- 24" Square

RECESSED PANELS



- RP 3903**
- 1 1/2" Projection
- 32" Height
- 10 1/2" Width
- RP 3904**
- 1 1/2" Projection
- 21 1/2" Square
- RP 3905**
- 1 1/2" Projection
- 35 1/2" Height
- 21 1/2" Width

- RP 3910**
- 2" Projection
- 22 1/2" Height
- 38" Width



- RP 3909**
- 2" Projection
- 33 3/4" Height
- 38 3/4" Width

WINDOW PANELS



- With No Sill • 1" Projection

- | | |
|------------------|----------------|
| WP 1825 | WP 4630 |
| • 17 7/8" Width | • 46" Width |
| • 24 7/8" Height | • 30" Height |
| WP 2730 | WP 6024 |
| • 27" Width | • 60" Width |
| • 30" Height | • 24" Height |



- With Sill

- | | |
|------------------|------------------|
| WP 2432S | WP3729S |
| • 24 1/2" Width | • 37 1/2" Width |
| • 32 1/2" Height | • 29" Height |
| WP 2832S | WP 3732S |
| • 28 1/2" Width | • 37 1/2" Width |
| • 32 3/4" Height | • 32 3/4" Height |
| WP 3229S | WP 4432S |
| • 32 5/8" Width | • 44 1/2" Width |
| • 29" Height | • 32 3/4" Height |



Photo above illustrates the use of the following Spectis products: custom window panel, balusters BAL 2059-18, and custom mantle.

CUSTOM SIZES AVAILABLE





MISCELLANEOUS

NOTICE :

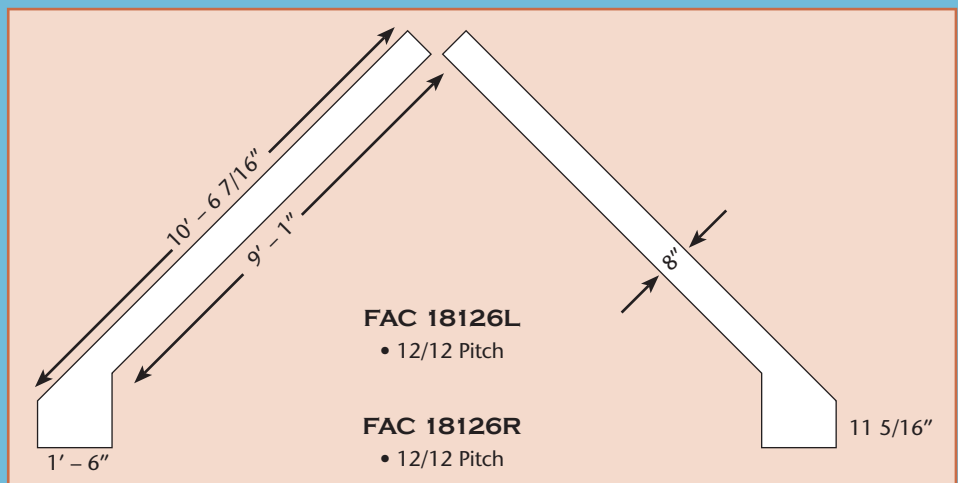
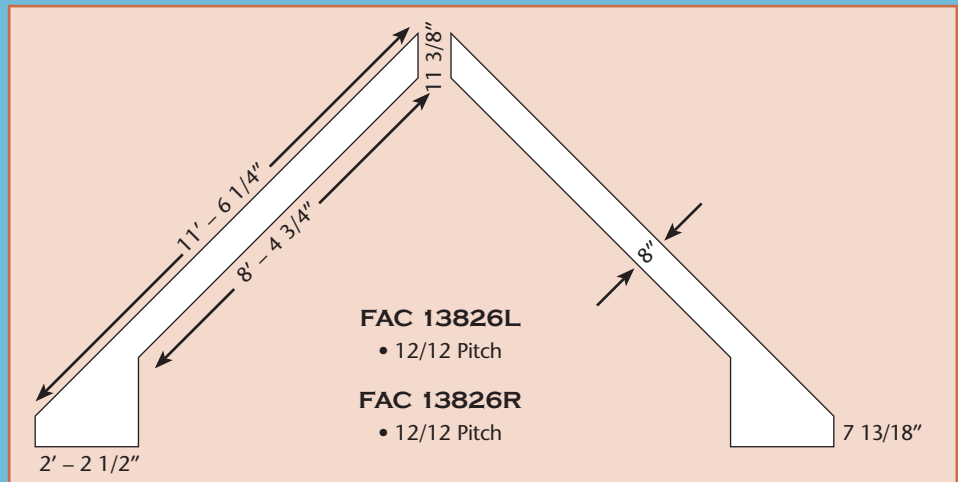
SPECTIS ADHESIVE MUST BE USED ON ALL BEDDING/BUTT JOINTS.

FINISHING

All Spectis' products are shipped "double primed" with an exterior grade latex paint and are ready for use. We recommend final finishing after installation is complete for the most consistent appearance possible. Please see "finishing" recommendations (on page 267) for more information.



RAKE TRIM



FIREPLACE SURROUND



Photo above illustrates the use of the following Spectis products: fireplace plinths FP 7248P and custom header CSH 1015.

1 • 8 0 0 • 6 8 5 • 9 9 8 1





- OT 3800 - 1824**
- 18" w. x 24" h.
- OT 3800 - 2030**
- 20" w. x 30" h.
- OT 3800 - 2335**
- 23 1/4" w. x 35 1/4" h.
- OT 3800 - 3346**
- 33 3/4" w. x 46" h.
- OT 3800 - 4052**
- 40" w. x 52" h.
- 1 3/4" Projection
- Inside Dimensions
- Matches MD 1377



Photo above illustrates the use of the following Spectis products: custom corner pilaster, custom size header CSH 1006, and oval trim OTK 3801-1624.



- OTK 3800 - 1928**
- 19 3/4" w. x 28 1/2" h.
- OTK 3800 - 2436**
- 24" w. x 36" h.
- 1 3/4" Projection
- Inside Dimensions
- Matches MD 1377
- With Keystones



- OTK 3801 - 1624**
- 16" w. x 24 1/2" h.
- OTK 3801 - 2948**
- 29 5/8" w. x 48" h.
- OTK 3801 - 3046**
- 30" w. x 46" h.
- OTK 3801 - 3656**
- 36" w. x 56 1/2" h.
- 1 3/4" Projection
- Inside Dimensions
- Matches MD 1144
- With Keystones





MISCELLANEOUS

NOTICE :

SPECTIS ADHESIVE MUST BE USED ON ALL BEDDING/BUTT JOINTS.

TRELLIS/ARBOR/PERGOLA

NOTE :

See page 268 for trellis installation instructions.



TRB103C	3" x 6" x 12', no Aluminum	Coped both ends
TRB103A	3" x 6" x 12', no Aluminum	Coped one end
TRB103B	3" x 6" x 12', no Aluminum	No coped ends (square ends)
TRB101C	3" x 9" x 12', with Aluminum	Coped both ends
TRB101A	3" x 9" x 12', with Aluminum	Coped one end
TRB101B	3" x 9" x 12', with Aluminum	No coped ends (square ends)
TRB100C	4" x 10" x 12', with Aluminum	Coped both ends
TRB100A	4" x 10" x 12', with Aluminum	Coped one end
TRB100B	4" x 10" x 12', with Aluminum	No coped ends (square ends)
KIT100	Splice kit to join 9" and 10" beams together	

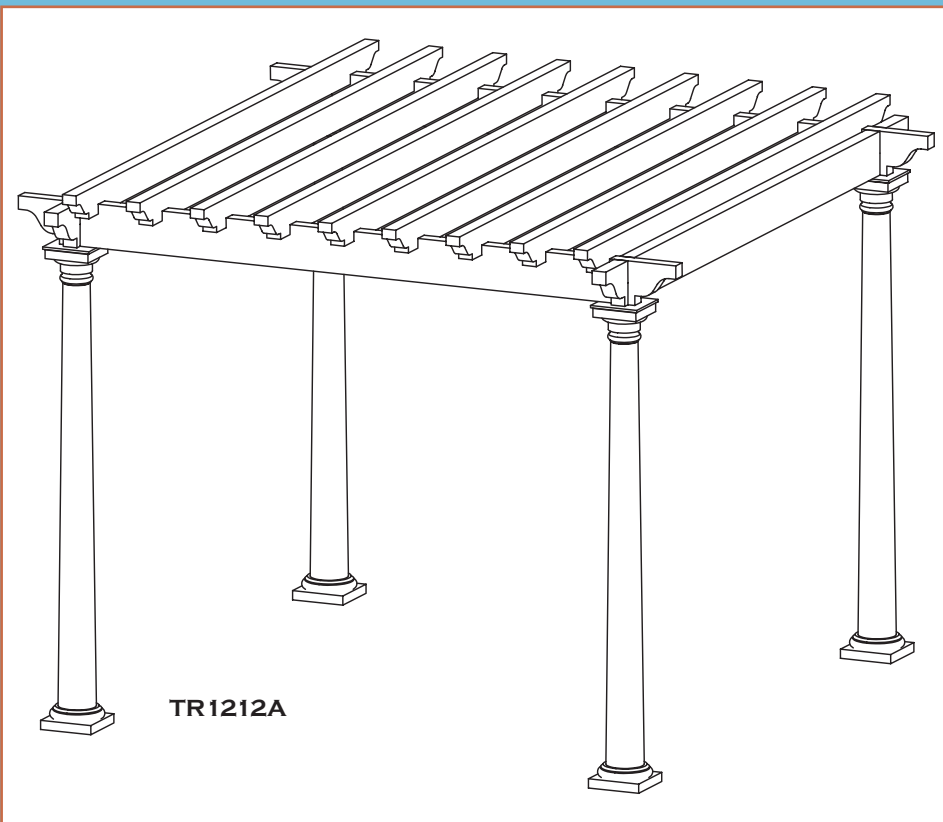
TR1212A – Complete Trellis Kit contains

- 9 – **TRB103** 3" x 6" Beams
- 4 – **TRB101** 3" x 9" Beams
- 4 – **CLM100-8** with mounting flanges
- 4 – **CAP100-6** Tuscan Cap
- 4 – **BSE100-8** Tuscan Base
- 4 – **KIT101** Hardware to fasten Columns to both Trellis and Concrete Deck and flashing for Column Caps

TR1212B – Complete Trellis Kit contains

- 9 – **TRB101** 3" x 9" Beams
- 4 – **TRB100** 4" x 10" Beams
- 4 – **CLM100-8** with mounting flanges
- 4 – **CAP100-6** Tuscan Cap
- 4 – **BSE100-8** Tuscan Base
- 4 – **KIT101** Hardware to fasten Columns to both Trellis and Concrete Deck and flashing for Column Caps

CUSTOM SIZES AVAILABLE
Call for Quotation



TR1212A

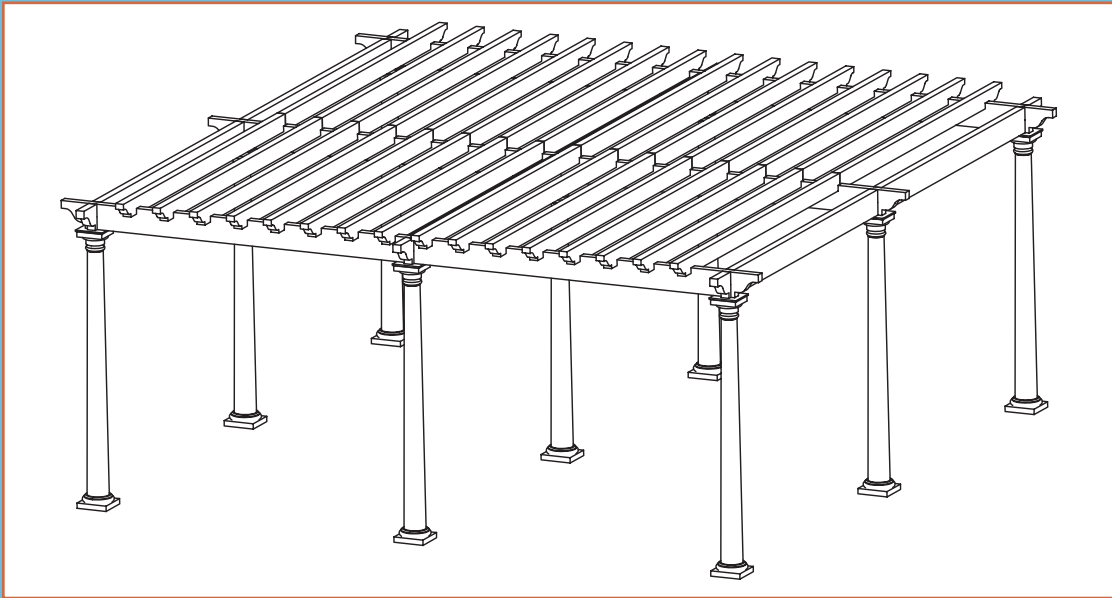
Beams are reinforced with an aluminum truss embedded in the polyurethane

Spectis' trellis design incorporates the latest maintenance free technology with the traditional look of early 20th century architecture. Our trellis features a 100% maintenance free polyurethane exterior shell wrapping an internal aluminum structural truss, providing a 5-lb./ft² safe loading. Our trellis is modular in design, but can be ordered as a 12' x 12' kit (TR 1212B). Each trellis comes with pre-notched beams and crosses for easy assembly.

Contact your Spectis Customer Service Representative for more information and custom sizes.

1 • 8 0 0 • 6 8 5 • 9 9 8 1





Trellis parts can be used in a modular fashion so the trellis footprint can grow in either direction in multiples of 12'.
Eg. 2 – TRB100As and 1 – TRB100B can be put together with splice kits to create a run of 36', supported by 4 columns.

TRELLIS/ARBOR/PERGOLA



Photo right and below illustrate the use of different custom Spectis trellis installations.





Add a
splash
of class

