



**SPECTIS™**  
**MOULDERS INC.**  
Custom Polyurethane Products

## ENTRANCE & WINDOW SYSTEMS





# ENTRANCE & WINDOW SYSTEMS

## NOTICE :

SPECTIS ADHESIVE MUST BE USED ON ALL BEDDING/BUTT JOINTS.

SPECTIS RESERVES THE RIGHT TO HOLLOW OUT THE BACK OF ANY PRODUCT WITHOUT NOTICE. SOME PRODUCTS MAY BE MADE AS ASSEMBLIES.


## WINDOW HEADERS




**CSH 1004** (See MD 1004 on page 212)  
• 3 1/2" Projection • 12 3/4" Height • Matches K 2708




**CSH 1006** (See MD 1006 on page 200)  
• 5" Projection • 14" Height • Matches K 2717




**CSH 1015** (See MD 1015 on page 199)  
• 4 1/4" Projection • 9 3/8" Height • Matches K 2700



**CSH 1018** (See MD 1018 on page 227)  
• 1 1/2" Projection • 9" Height • Matches K 2716



**CSH 1025** (See MD 1025 on page 210)  
• 1 1/2" Projection • 5 1/2" Height • Matches K 2703




**CSH 1035** (See MD 1035 on page 198)  
• 3" Projection • 9" Height • Matches K 2701




**CSH 1038** (See MD 1038 on page 175)  
• 5 3/4" Projection • 8 5/8" Height




**CSH 1052** (See MD 1052 on page 197)  
• 3 3/4" Projection • 6" Height • Matches K 2702



**CSH 1142** (See MD 1142 on page 200)  
• 6" Projection • 7" Height • Matches K 2718



**CSH 1158** (See MD 1158 on page 195)  
• 3" Projection • 5" Height • Matches K 2719



**CSH 1252** (See MD 1252 on page 199)  
• 4" Projection • 10" Height • Matches K 2715

1 • 8 0 0 • 6 8 5 • 9 9 8 1




# ENTRANCE & WINDOW SYSTEMS




**ALL HEADERS COME WITH RETURNED ENDS.**

Keystones available on page 125 and 126.

## WINDOW HEADERS




**CSH 1267** (See MD 1267 on page 196)  
 • 2 7/8" Projection • 6" Height • Matches K 2714




**CSH 1336** (See MD 1336 on page 199)  
 • 4" Projection • 9 1/4" Height • Matches K 2720



**CSH 1316** (See MD 1316 on page 175)  
 • 4 1/4" Projection • 9 3/8" Height



**CSH 1354** (See MD 1354 on page 196)  
 • 4 1/2" Projection • 9 3/4" Height • Matches K 2727



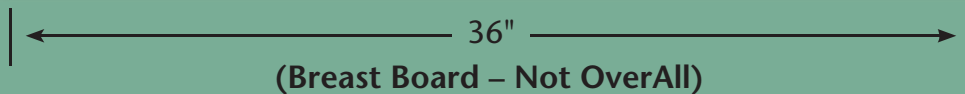

**CSH 1335** (See MD 1335 on page 199)  
 • 4" Projection • 9 1/4" Height



**CSH 1403** (See MD 1403 on page 198)  
 • 4 1/2" Projection • 12" Height

## HOW TO ORDER A CUSTOM HEADER

1. Select the moulding profile. **CSH (MOULDING PROFILE DIGITS ONLY) – (LENGTH)**
2. Determine breastboard length. **EXAMPLE: CSH 1252 – 36**





# ENTRANCE & WINDOW SYSTEMS

**NOTICE :**

SPECTIS ADHESIVE MUST BE USED ON ALL BEDDING/BUTT JOINTS.

## FINISHING

All Spectis' products are shipped "double primed" with an exterior grade latex paint and are ready for use. We recommend final finishing after installation is complete for the most consistent appearance possible. Please see "finishing" recommendations (on page 267) for more information.



PILASTERS					ENTRANCE SYSTEM CHART						
5"	6"	7"	8"	9"	DESCRIPTION	PRODUCT NUMBER	"A" WIDTH	"B" WIDTH	PROJECTION	PITCH	"E" HEIGHT
"C" DIMENSIONS											
40"	38"	36"	34"	32"	Crosshead w/Trim Strip	CHT 5009	50"		4"		9 1/4"
					Crosshead w/Trim Ex-Strip	CHT 5011	50"		4"		11"
					Crosshead w/Dentil	CHD 5009	50"		4"		9 1/4"
					Acorn Pediment	AP 5315		53 3/4"	4 1/16"	6/12	15"
					Sunburst Pediment	SP 5315		53 1/8"	5 7/8"		15 7/8"
					Peaked Pediment	PP 5314		53 1/2"	4"	6/12	14 1/2"
					Rams Head Pediment	RH 5319		53 1/2"	6"		19 1/2"
44"	42"	40"	38"	36"	Crosshead w/Trim Strip	CHT 5409	54"		4"		9 1/4"
					Crosshead w/Trim Ex-Strip	CHT 5411	54"		4"		11"
					Crosshead w/Dentil	CHD 5409	54"		4"		9 1/4"
					Acorn Pediment	AP 5716		57 5/16"	4 1/16"	5.5/12	16 1/16"
					Sunburst Pediment	SP 5716		57"	5"		16"
					Peaked Pediment	PP 5715		57 5/16"	4"	6/12	15 5/16"
					Rams Head Pediment	RH 5718		57 9/16"	6"		18 1/2"
56"	54"	52"	50"	48"	Crosshead w/Trim Strip	CHT 6609	66"		4"		9 1/4"
					Crosshead w/Trim Ex-Strip	CHT 6611	66"		4"		11"
					Crosshead w/Dentil	CHD 6609	66"		4"		9 1/4"
					Acorn Pediment	AP 7018		71 1/8"	4 1/32"	6/12	18 3/16"
					Sunburst Pediment	SP 7018		73 3/8"	5 5/8"		18 1/4"
					Peaked Pediment	PP 7018		70 5/8"	4"	6/12	18 3/8"
					Rams Head Pediment	RH 7022		70 11/16"	6"		22 9/16"
71"	69"	67"	65"	63"	Crosshead w/Trim Strip	CHT 8109	81"		4"		9 1/4"
					Crosshead w/Trim Ex-Strip	CHT 8111	81"		4"		11"
					Crosshead w/Dentil	CHD 8109	81"		4"		9 1/4"
					Acorn Pediment	AP 8421		85"	4"	5.5/12	21 5/8"
					Sunburst Pediment	SP 8423		83 13/16"	5 7/8"		24 1/2"
					Peaked Pediment	PP 8421		85"	4"	5.75/12	21 3/8"
					Rams Head Pediment	RH 8424		84"	6"		24 3/4"
76 3/4"	74 3/4"	72 3/4"	70 3/4"	68 3/4"	Crosshead w/Trim Strip	CHT 8609	86"		4"		9 1/4"
					Crosshead w/Trim Ex-Strip	CHT 8611	86"		4"		11"
					Crosshead w/Dentil	CHD 8609	86"		4"		9 1/4"
					Acorn Pediment	AP 9023		90 1/2"	4 9/16"	5.5/12	23 1/4"
					Sunburst Pediment	SP 9021		89 13/16"	6"		21 1/8"
					Peaked Pediment	PP 9023		90 1/2"	4"	5.5/12	23 1/8"
					Rams Head Pediment	RH 9024		90"	6"		24 3/4"
84 3/4"	82 3/4"	80 3/4"	78 3/4"	76 3/4"	Crosshead w/Trim Strip	CHT 9409	94"		4"		9 1/4"
					Crosshead w/Trim Ex-Strip	CHT 9411	94"		4"		11"
					Crosshead w/Dentil	CHD 9409	94"		4"		9 1/4"
					Acorn Pediment	AP 9823		98 1/2"	4"	5.5/12	23 9/16"
					Sunburst Pediment	SP 9825		98"	6"		25 1/4"
					Peaked Pediment	PP 9825		98 1/2"	4"	6/12	25 3/8"
					Rams Head Pediment	RH 9826		98"	6"		25 1/4"

1 • 800 • 685 • 9981

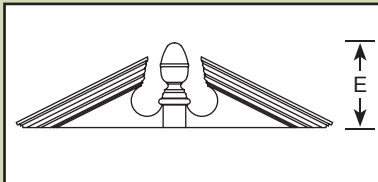




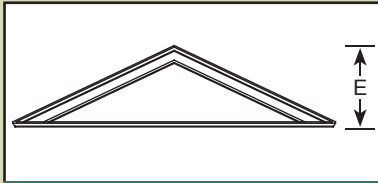
## PEDIMENTS & CROSSHEADS

Pediments and crossheads can be ordered separately or together.


For selection of pilaster styles refer to pages 116 - 117.




**ACORN  
PEDIMENT (AP)**




**PEAKED  
PEDIMENT (PP)**




**RAMS HEAD  
PEDIMENT (RH)**




**SUNBURST  
PEDIMENT (SP)**



**CROSSHEAD WITH  
TRIM STRIP (CHT)**



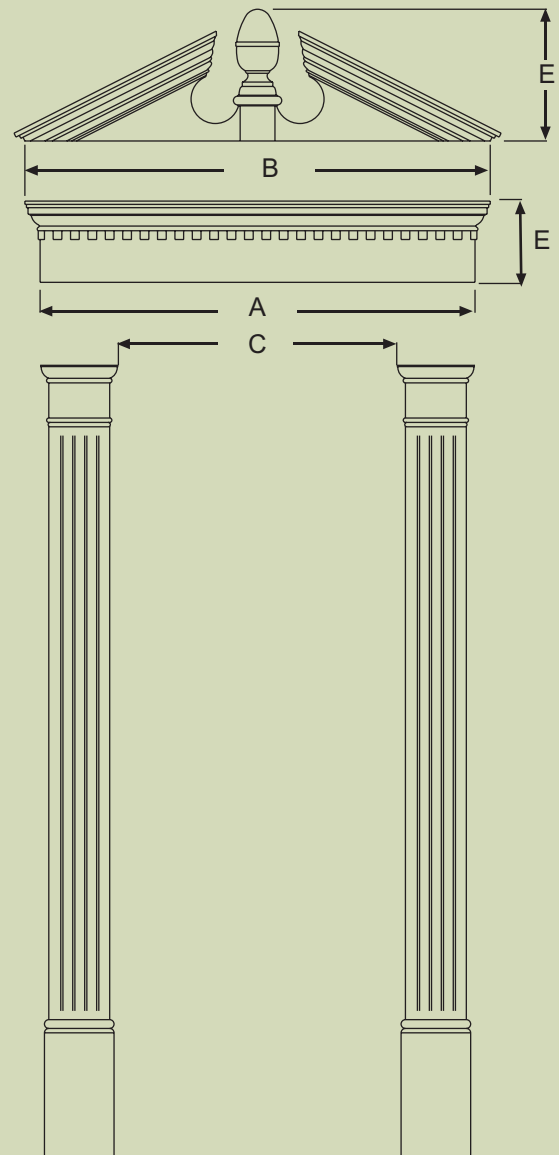
**CROSSHEAD WITH TRIM  
STRIP EXTENDED (CHT)**



**CROSSHEAD WITH DENTIL  
(CHD)**

## ENTRANCE SYSTEM INSTRUCTIONS

1. Measure door opening. If the brickmould is to remain on the door frame, be sure to include in measurement. This is the "C" dimension. (Example: 36")
2. Select the style and width of pilaster desired. (Pages 116 - 117)
3. Go to chart on Page 114, locate the desired pilaster width and move down to find the "C" dimension in step #1. Move across the chart and select the desired Crosshead and Pediment. (Example: With "C" being 36", and a 7" pilaster you can select a CHT5009, CHT5011, or a CHT5009 crosshead with a AP5315, SP5315, PP5314, or a RH5319 pediment)






# ENTRANCE & WINDOW SYSTEMS

## NOTICE :

SPECTIS ADHESIVE MUST BE USED ON ALL BEDDING/BUTT JOINTS.

## PILASTERS (sold as pairs)



### 1. FLUTED PILASTER

- PL 452F • 2 1/4" p. x 51 3/4" h. x 4 9/16" w.
- PL 590F • 2 1/4" p. x 90" h. x 5" w.
- PL 690F • 2 1/4" p. x 90" h. x 6" w.
- PL 696F • 2 1/4" p. x 96" h. x 6" w.
- PL 755F • 2 1/4" p. x 55" h. x 7" w.
- PL 769F • 2 1/4" p. x 69" h. x 7" w.
- PL 790F • 2 1/4" p. x 90" h. x 7" w.
- PL 890F • 2 1/4" p. x 90" h. x 8" w.
- PL 960F • 2 1/4" p. x 60" h. x 9" w.
- PL 990F • 2 1/4" p. x 90" h. x 9" w.
- PL 999F • 2 1/4" p. x 99" h. x 9" w.
- PL 1296F • 2 1/4" p. x 97" h. x 13 7/8" w.
- PL 6108F • 2 1/4" p. x 108" h. x 6" w.
- PL 7102F • 2 1/4" p. x 102" h. x 7" w.
- PL 11108F • 2 1/4" p. x 108" h. x 11" w.
- PL 18120F • 2 1/4" p. x 120" h. x 18 3/8" w.

### 2. DOUBLE PANEL PILASTER

- PL 590DP • 2 1/4" p. x 90" h. x 5" w.
- PL 690DP • 2 1/4" p. x 90" h. x 6" w.
- PL 790DP • 2 1/4" p. x 90" h. x 7" w.
- PL 890DP • 2 1/4" p. x 90" h. x 8" w.
- PL 990DP • 2 1/4" p. x 90" h. x 9" w.
- PL 9102DP • 2 1/4" p. x 102" h. x 9" w.

### 3. SINGLE PANEL PILASTER

- PL 590P • 2 1/4" p. x 90" h. x 5" w.
- PL 690P • 2 1/4" p. x 90" h. x 6" w.
- PL 790P • 2 1/4" p. x 90" h. x 7" w.
- PL 890P • 2 1/4" p. x 90" h. x 8" w.
- PL 990P • 2 1/4" p. x 90" h. x 9" w.
- PL 1190P • 2 1/4" p. x 90" h. x 11" w.
- PL 9102P • 2 1/4" p. x 102" h. x 9" w.

### 4. SMOOTH PILASTER

- PL 793 SM • 2 1/4" p. x 93" h. x 7" w.

1 • 8 0 0 • 6 8 5 • 9 9 8 1



# ENTRANCE & WINDOW SYSTEMS



## PILASTERS (sold as pairs)

### 5. LONG FLUTED PILASTER

PL 490LF • 1 7/8" p. x 90" h. x 4" w.

PL 690LF • 1 7/8" p. x 90" h. x 6" w.

PL 3100LF • 1 3/4" p. x 100" h. x 4 1/4" w.

### 6. PILASTER

PL 1144L • 1 3/4" p. x 96" h.

PL 1144R • 1 3/4" p. x 96" h.

• Matches MD 1144

### 7. PILASTER

• Plinth Block is a separate piece. Sold with set.


PL 490F • 1 5/8" p. x 117 7/8" h. x 4 1/2" w.

PL 5108 • 1 5/8" p. x 118 9/16" h. x 5 1/4" w.

PL 6108 • 1 3/4" p. x 118" h. x 6" w.

### 8. PILASTER

PL 590ED • 1 3/8" p. x 90" h. x 5 7/8" w.



*Photo below shows the use of Spectis custom quoins, shutters and headers.*



[www.spectis.com](http://www.spectis.com)





# ENTRANCE & WINDOW SYSTEMS


NOTICE :

SPECTIS ADHESIVE MUST BE USED ON ALL BEDDING/BUTT JOINTS.

## MULLS



*Photos above show the use of Spectis custom fluted pilasters.*



### 9. PANEL MULL

PL 284P • 1 1/8" p. x 84" h. x 2" w.

### 10. FLUTED MULL

PL 284F • 1 1/8" p. x 84" h. x 2" w.

1 • 8 0 0 • 6 8 5 • 9 9 8 1





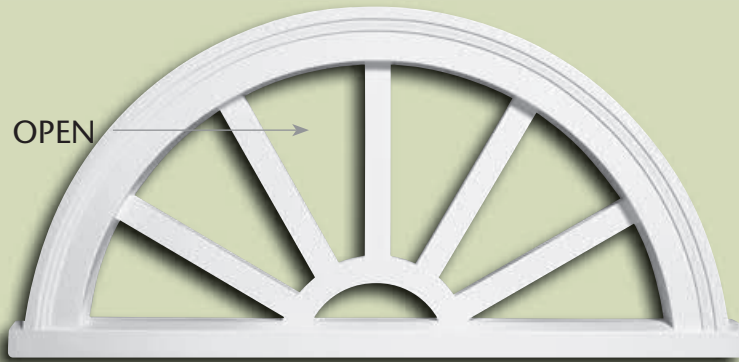
# ENTRANCE & WINDOW SYSTEMS



Photo above shows Spectis custom sunbursts, arches and moulding



Photo above shows the use of Spectis header CSH 1006.



OPEN →

• 1 3/8" Projection

**SHR 2613** • 26" Width • 13" Height

**SHR 3819** • 38" Width • 19" Height

**SHR 5025** • 50" Width • 25" Height

**SHR 6030** • 60" Width • 30" Height



Photo above illustrates the following Spectis products: sunburst HCS 3016, rails RAL 2100 top & bottom & balusters BAL 2014-24.



• 1 3/8" Projection

## SUNBURSTS

**SHC 4424** • 44" Width • 24" Height

**SHC 4824** • 48" Width • 24" Height

**SHC 5025** • 50" Width • 25" Height

**SHC 5828** • 58" Width • 28" Height

**SHC 6630** • 66" Width • 30" Height

[www.spectis.com](http://www.spectis.com)





# ENTRANCE & WINDOW SYSTEMS

NOTICE :

SPECTIS ADHESIVE MUST BE USED ON ALL BEDDING/BUTT JOINTS.

## SUNBURSTS



• 1 3/4" Projection



• 1 3/4" Projection

SUNBURST	WIDTH	HEIGHT
HSS 2409	24"	9"
HSS 2508	25 5/8"	8 1/4"
HSS 2809	28"	9 3/8"
HSS 2908	29"	8 1/4"
HSS 3009	30"	9 3/8"
HSS 3209	32"	9"
HSS 3309	33"	8 1/4"
HSS 3609	36"	9"
HSS 3612	36"	12"
HSS 3709	37"	9"
HSS 4010	40"	10"
HSS 4110	41"	10"
HSS 4210	42"	10"
HSS 4412	44"	12"
HSS 4812	48"	12"
HSS 5212	52"	12"
HSS 5612	56"	12"
HSS 6013	60"	13"
HSS 6413	64"	13"
HSS 6814	68"	14"
HSS 7214	72"	14"
HSS 7615	76"	15"
HSS 8015	80"	15"
HSS 8415	84"	15"
HSS 8816	88"	16"
HSS 9216	92"	16"
HSS 9617	96"	17"
HSS 10017	100"	17"
* HSS 10210	102"	10"
HSS 10417	104"	17"
HSS 10818	108"	18"
HSS 11218	112"	18"
* HSS 11412	114 1/8"	12 1/2"
HSS 12221	122"	21"
HSS 12622	126"	22"
HSS 13222	132"	22"
HSS 14414	144"	14 1/2"
**HSS 19915	199"	15"

SUNBURST	WIDTH	HEIGHT
HCS 2413	24"	13"
HCS 2513	25 5/8"	13 7/8"
HCS 2815	28"	15"
HCS 2915	29 5/8"	15 3/4"
HCS 3016	30"	16"
HCS 3217	32"	17"
HCS 3318	33"	18"
HCS 3619	36"	19"
HCS 3720	37"	20"
HCS 4021	40"	21"
HCS 4121	41 5/8"	21 7/8"
HCS 4222	42"	22"
HCS 4423	44"	23"
HCS 4825	48"	25"
HCS 5227	52"	27"
HCS 5629	56"	29"
HCS 6031	60"	31"
HCS 6433	64"	33"
HCS 6835	68"	35"
HCS 7237	72"	37"
HCS 7639	76"	39"
HCS 8041	80"	41"
HCS 8443	84"	43"
HCS 8845	88"	45"
HCS 9247	92"	47"
HCS 9649	96"	49"
HCS 10052	100"	52"
HCS 10454	104"	54"
HCS 10856	108"	56"

**CUSTOM  
SIZES  
AVAILABLE**



Photo above shows the following Spectis products: sunburst HCS 4825.

\* Garage Door Headers

\*\* Garage Door Header shipped in two pieces.

1 • 8 0 0 • 6 8 5 • 9 9 8 1



# ENTRANCE & WINDOW SYSTEMS



## PD 25102

- 3 1/8" Projection
- 25 1/2" Height
- 98 1/2" Base Width
- 101 3/8" Top Width




Photo above illustrates the following Spectis products: custom size header CSH 1038, and moulding MD 1243.

## PEDIMENTS

## PWH 4421

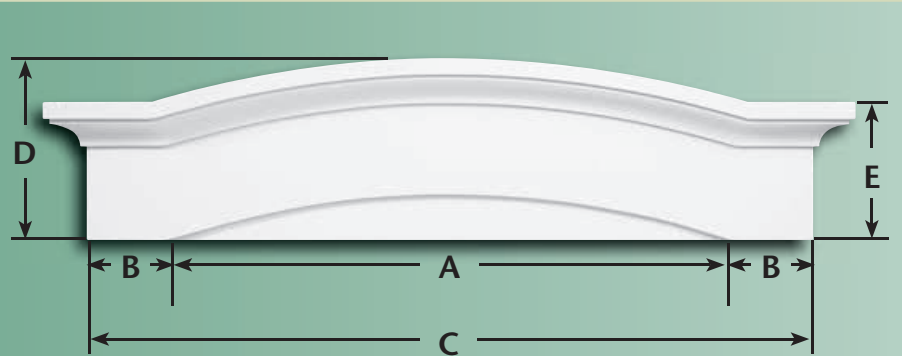
- 4 1/4" Projection
- 21 3/4" Height
- 44" Base Width
- Profile matches MD 1015



- PD 3643** • 43 3/4" Base Width  
• 51 3/8" Width • 36 1/8" Height



- MD 1207** • This moulding can be used to make returns on PD 3643



PRODUCT NUMBER	Dimensions					Projection	Breastboard Thickness
	A	B	C	D	E		
WH 33-100	33 1/2"	4 1/2"	42 1/2"	10 3/8"	8"	3 1/4"	1 1/2"
WH 33-101	29 1/2"	4 1/4"	38"	11 1/16"	8"	3 5/16"	1 9/16"
WH 34-100	42"	6 1/2"	55"	11 5/8"	8"	6 1/4"	4 1/2"

[www.spectis.com](http://www.spectis.com)





# ENTRANCE & WINDOW SYSTEMS

## NOTICE :

SPECTIS ADHESIVE MUST BE USED ON ALL BEDDING/BUTT JOINTS.



*This photo shows the use of Spectis products: arch AT 1025 with keystone.*

## ARCHES

**AT1011**  
• Matches MD 1011

**AT1025**  
• Matches MD 1025

**AT 1068-37**  
• 37" Diameter  
**AT 1068-48**  
• 48" Diameter  
• Matches MD 1068

**AT 1069-36**  
• 36" Diameter  
**AT 1069-72**  
• 72" Diameter  
• Matches MD 1069

**AT 1071-20**  
• 20 1/2" Diameter  
• Matches MD 1071

**AT 1144**  
• Matches MD 1144

**AT 1365**  
• Matches MD 1365

**AT1458 - 48.5**  
• Matches MD 1458


1 • 8 0 0 • 6 8 5 • 9 9 8 1



# ENTRANCE & WINDOW SYSTEMS



## ARCHES



### INSIDE DIAMETER

### ARCH NUMBERS

20.5"		<b>AT1144-20.5</b>				
21"	<b>AT 1365 - 21</b>	<b>AT 1144 - 21</b>	<b>AT 1025 - 21</b>	<b>AT 1011-3.5 - 21</b>	<b>AT 1011 - 5.5 - 21</b>	<b>AT 1011 - 7.5 - 21</b>
24"	<b>AT 1365 - 24</b>	<b>AT 1144 - 24</b>	<b>AT 1025 - 24</b>	<b>AT 1011-3.5 - 24</b>	<b>AT 1011 - 5.5 - 24</b>	<b>AT 1011 - 7.5 - 24</b>
28"	<b>AT 1365 - 28</b>	<b>AT 1144 - 28</b>	<b>AT 1025 - 28</b>	<b>AT 1011-3.5 - 28</b>	<b>AT 1011 - 5.5 - 28</b>	<b>AT 1011 - 7.5 - 28</b>
30"	<b>AT 1365 - 30</b>	<b>AT 1144 - 30</b>	<b>AT 1025 - 30</b>	<b>AT 1011-3.5 - 30</b>	<b>AT 1011 - 5.5 - 30</b>	<b>AT 1011 - 7.5 - 30</b>
32"	<b>AT 1365 - 32</b>	<b>AT 1144 - 32</b>	<b>AT 1025 - 32</b>	<b>AT 1011-3.5 - 32</b>	<b>AT 1011 - 5.5 - 32</b>	<b>AT 1011 - 7.5 - 32</b>
36"	<b>AT 1365 - 36</b>	<b>AT 1144 - 36</b>	<b>AT 1025 - 36</b>	<b>AT 1011-3.5 - 36</b>	<b>AT 1011 - 5.5 - 36</b>	<b>AT 1011 - 7.5 - 36</b>
40"	<b>AT 1365 - 40</b>	<b>AT 1144 - 40</b>	<b>AT 1025 - 40</b>	<b>AT 1011-3.5 - 40</b>	<b>AT 1011 - 5.5 - 40</b>	<b>AT1011 - 7.5 - 40</b>
48"	<b>AT 1365 - 48</b>	<b>AT 1144 - 48</b>	<b>AT 1025 - 48</b>	<b>AT 1011-3.5 - 48</b>	<b>AT 1011 - 5.5 - 48</b>	<b>AT 1011 - 7.5 - 48</b>
60"	<b>AT 1365 - 60</b>	<b>AT 1144 - 60</b>	<b>AT 1025 - 60</b>	<b>AT 1011-3.5 - 60</b>	<b>AT 1011 - 5.5 - 60</b>	<b>AT 1011 - 7.5 - 60</b>
68"	<b>AT 1365 - 68</b>	<b>AT 1144 - 68</b>	<b>AT 1025 - 68</b>	<b>AT 1011-3.5 - 68</b>	<b>AT 1011 - 5.5 - 68</b>	<b>AT 1011 - 7.5 - 68</b>
72"	<b>AT 1365 - 72</b>	<b>AT 1144 - 72</b>	<b>AT 1025 - 72</b>	<b>AT 1011-3.5 - 72</b>	<b>AT 1011 - 5.5 - 72</b>	<b>AT 1011 - 7.5 - 72</b>
76"	<b>AT 1365 - 76</b>	<b>AT 1144 - 76</b>	<b>AT 1025 - 76</b>	<b>AT 1011-3.5 - 76</b>	<b>AT 1011 - 5.5 - 76</b>	<b>AT 1011 - 7.5 - 76</b>

### MATCHING KEYSTONES

	<b>K 2726</b>	<b>K 2711</b>	<b>K 2703</b>	<b>K 2729</b>	<b>K 2730</b>	<b>K 2731</b>
--	---------------	---------------	---------------	---------------	---------------	---------------



Photo above shows Spectis custom arch trim with flankers, moulding & blocks



Photo above shows Spectis custom window arches with keystone.

[www.spectis.com](http://www.spectis.com)





# ENTRANCE & WINDOW SYSTEMS

NOTICE :


SPECTIS ADHESIVE MUST BE USED ON ALL BEDDING/BUTT JOINTS.

## CUSTOM ARCH WITH FLANKERS QUOTE FORM

Company: \_\_\_\_\_ City/State/Zip: \_\_\_\_\_  
 Contact Name: \_\_\_\_\_ Phone: \_\_\_\_\_  
 Address: \_\_\_\_\_ Fax: \_\_\_\_\_  
 \_\_\_\_\_ Date: \_\_\_\_\_

**ARCH OPTION**  
(Choose one only)

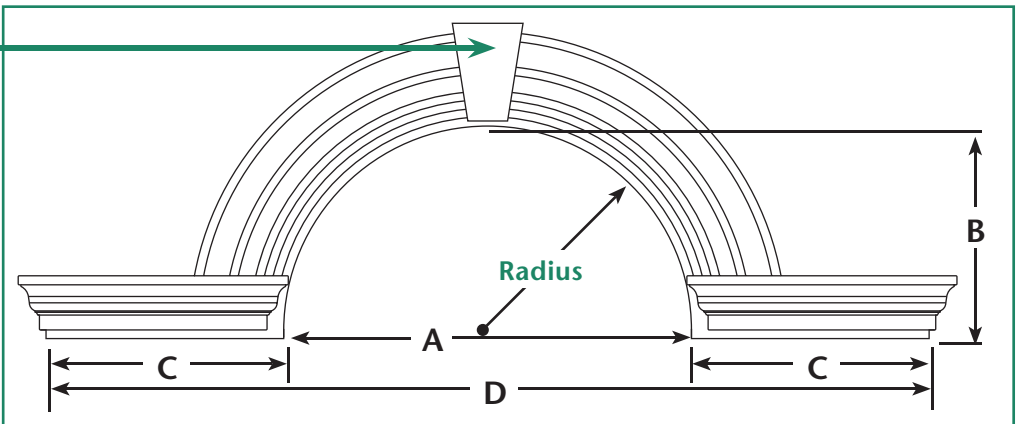
<input type="checkbox"/> <b>AT 1011-3.5</b> • 1" Projection • 3.5" Height	<input type="checkbox"/> <b>AT 1144</b> • 1 3/4" Projection • 5 1/2" Height
<input type="checkbox"/> <b>AT 1011-5.5</b> • 1" Projection • 5.5" Height	<input type="checkbox"/> <b>AT 1365</b> • 2 1/4" Projection • 10" Height



**KEYSTONE**  
 YES  NO

**Fill in all dimensions**

A = \_\_\_\_\_ Inches  
 B = \_\_\_\_\_ Inches  
 C = \_\_\_\_\_ Inches  
 D = \_\_\_\_\_ Inches  
 Radius = \_\_\_\_\_ Inches



**CROSSHEAD OPTION** (Choose one only)

<input type="checkbox"/> <b>CSH 1354</b> • 4 1/2" Projection • 9 3/4" Height	<input type="checkbox"/> <b>CSH 1052</b> • 3 3/4" Projection • 6" Height
--	--

1 • 8 0 0 • 6 8 5 • 9 9 8 1



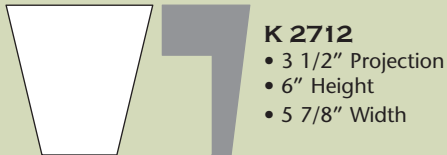
# ENTRANCE & WINDOW SYSTEMS



## KEYSTONES



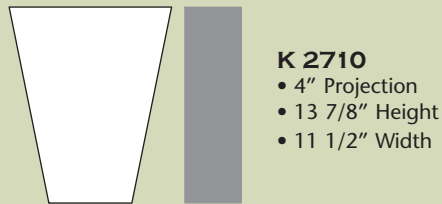
- K 2705**
- 2 1/2" Projection
  - 7" Height
  - 6" Width
  - For 5 1/2" Flat Board



- K 2712**
- 3 1/2" Projection
  - 6" Height
  - 5 7/8" Width



- K 2707**
- 3 1/2" Projection
  - 7 3/4" Height
  - 8 1/4" Width



- K 2710**
- 4" Projection
  - 13 7/8" Height
  - 11 1/2" Width



- K 2723**
- 2" Projection
  - 8" Height
  - 10" Width



- K 2737**
- 1" Projection
  - 7 1/2" Height
  - 6" Width



- K 2741**
- 3" Projection
  - 10 1/4" Height
  - 9" Width



- K 2729**
- 2" Projection
  - 4 1/4" Height
  - 3 1/2" Width
  - For AT 1011-3.5



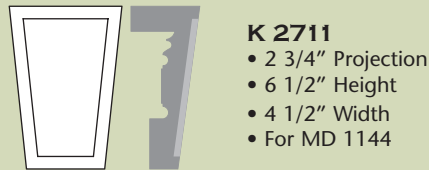
- K 2730**
- 2" Projection
  - 6 1/2" Height
  - 5 7/16" Width
  - For AT 1011-5.5



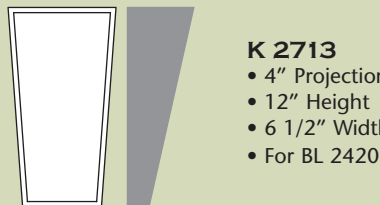
- K 2731**
- 2" Projection
  - 8 3/4" Height
  - 7 1/2" Width
  - For AT 1011-7.5



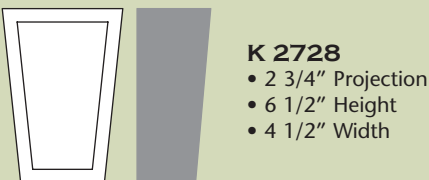
- K 2704**
- 2 3/16" Projection
  - 2 7/8" Height
  - 3 1/4" Width
  - For Brick Mould



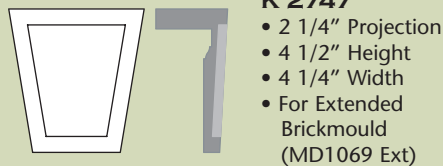
- K 2711**
- 2 3/4" Projection
  - 6 1/2" Height
  - 4 1/2" Width
  - For MD 1144



- K 2713**
- 4" Projection
  - 12" Height
  - 6 1/2" Width
  - For BL 2420



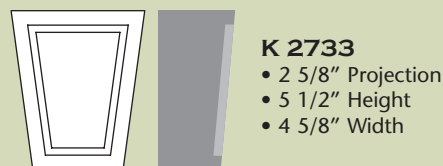
- K 2728**
- 2 3/4" Projection
  - 6 1/2" Height
  - 4 1/2" Width



- K 2747**
- 2 1/4" Projection
  - 4 1/2" Height
  - 4 1/4" Width
  - For Extended Brickmould (MD1069 Ext)



- K 2706**
- 4" Projection
  - 10" Height
  - 6 1/2" Width
  - For MD 1267



- K 2733**
- 2 5/8" Projection
  - 5 1/2" Height
  - 4 5/8" Width



- K 2715**
- 6 1/2" Projection
  - 12" Height
  - 9 1/2" Width
  - For MD 1252



- K 2722**
- 2 7/8" Projection
  - 7 3/4" Height
  - 7" Width



- K 2740**
- 3 5/8" Projection
  - 8" Height
  - 8" Width
  - For MD 1144



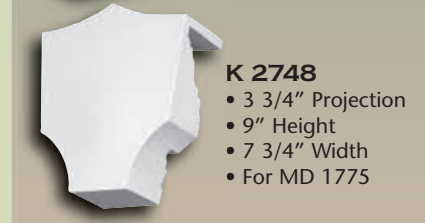
- K 2709**
- 5 1/4" Projection
  - 14 1/4" Height
  - 10 3/4" Width



- K 2725**
- 4" Projection
  - 8 1/2" Height
  - 8 3/8" Width



- K 2742**
- 5 1/2" Projection
  - 15" Height
  - 11" Width



- K 2748**
- 3 3/4" Projection
  - 9" Height
  - 7 3/4" Width
  - For MD 1775



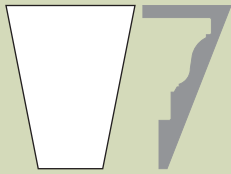


# ENTRANCE & WINDOW SYSTEMS

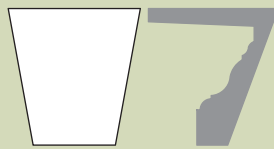
## NOTICE :

SPECTIS ADHESIVE MUST BE USED ON ALL BEDDING/BUTT JOINTS.

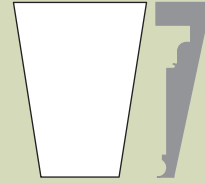
### KEYSTONES




- K 2700**
- 5 1/2" Projection
  - 10 1/8" Height
  - 8" Width
  - For MD 1015



- K 2718**
- 8" Projection
  - 8" Height
  - 8" Width
  - For MD 1142



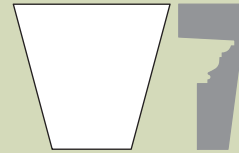
- K 2734**
- 3 1/8" Projection
  - 10 1/16" Height
  - 7 11/16" Width
  - For MD 1422



- K 2701**
- 4 1/4" Projection
  - 10 1/2" Height
  - 8" Width
  - For MD 1035



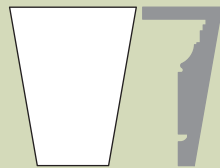
- K 2719**
- 4 1/2" Projection
  - 5 3/4" Height
  - 5 3/4" Width
  - For MD 1158



- K 2735**
- 2 5/8" Projection
  - 7 3/4" Height
  - 8 3/8" Width
  - For MD 1576



- K 2702**
- 4 3/4" Projection
  - 7" Height
  - 8" Width
  - For MD 1052



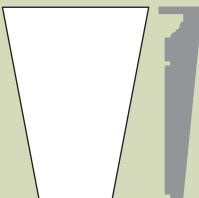
- K 2720**
- 5" Projection
  - 10 1/4" Height
  - 10" Width
  - For MD 1336



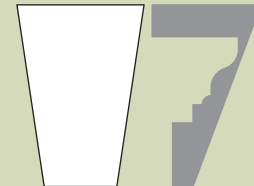
- K 2736**
- 3 7/8" Projection
  - 8" Height
  - 8" Width
  - For MD 1764




- K 2703**
- 2 1/2" Projection
  - 6 1/2" Height
  - 6" Width
  - For MD 1025



- K 2721**
- 7" Projection
  - 21" Height
  - 16" Width
  - For MD 1252




- K 2738**
- 6" Projection
  - 10" Height
  - 7" Width
  - For MD 1697



- K 2708**
- 4 7/8" Projection
  - 13 1/2" Height
  - 8 3/4" Width
  - For MD 1004



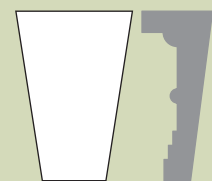
- K 2724**
- 5 1/4" Projection
  - 11" Height
  - 8 1/8" Width
  - For MD 1252



- K 2739**
- 2 1/2" Projection
  - 6 1/2" Height
  - 4 1/2" Width
  - For MD 1144



- K 2714**
- 4 1/4" Projection
  - 7" Height
  - 6" Width
  - For MD 1267



- K 2726**
- 5" Projection
  - 12" Height
  - 8 1/4" Width
  - For MD 1365



- K 2743**
- 4 1/4" Projection
  - 7" Height
  - 6" Width
  - For MD 1610



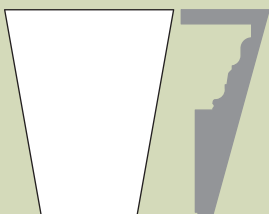
- K 2716**
- 3 1/8" Projection
  - 9" Height
  - 7 11/16" Width
  - For MD 1018




- K 2727**
- 6 3/8" Projection
  - 11 1/2" Height
  - 10" Width
  - For MD 1354



- K 2744**
- 6" Projection
  - 7" Height
  - 7" Width
  - For MD 1760 & MD 1761



- K 2717**
- 6 1/4" Projection
  - 14 3/4" Height
  - 12" Width
  - For MD 1006



- K 2732**
- 4 1/4" Projection
  - 9 3/4" Height
  - 6" Width
  - For MD 1267



- K 2745**
- 5 1/2" Projection
  - 9 1/2" Height
  - 7" Width
  - For MD 1762 & MD 1763



- K 2746**
- 3 7/8" Projection
  - 8 5/8" Height
  - 8" Width
  - For MD 1764

1 • 8 0 0 • 6 8 5 • 9 9 8 1

